

1. First, how familiar are you with MPA and MPP degrees, within the organization you work for?			
		Response Percent	Response Total
Not familiar at all	1	0.7%	3
	2	1.2%	5
	3	5.9%	24
	4	25.4%	103
Extremely familiar	5	66.2%	268
UNSURE		0.5%	2
Total Respondents			405
(skipped this question)			0

2. What words, adjectives, or descriptive phrases do you associate with MPA and MPP? (Single words or sentences are OK)	
Total Respondents	347
(skipped this question)	57

3. Have you ever hired someone with an MPA or MPP?				
	Yes	No	UNSURE	Response Total
a. Fulltime in your agency or organization	77% (307)	23% (92)	0% (2)	401
b. Parttime in your agency or organization	39% (129)	56% (186)	5% (18)	333
c. On a consulting or contract project	74% (264)	18% (65)	8% (28)	357
d. As an intern	59% (209)	39% (139)	2% (7)	355
Total Respondents				404
(skipped this question)				0

4. Have you ever supervised someone with an MPA or MPP?			
		Response Percent	Response Total
Yes		83.6%	337
No		14.1%	57
UNSURE		2.2%	9

g. Master in Economics	16% (62)	17% (68)	38% (154)	24% (98)	3% (13)	1% (5)	400
Total Respondents							404
(skipped this question)							0

7. When compared to another job candidate who has an undergraduate degree only, how would having an MPA/MPP increase the likelihood of the MPA/MPP candidate being hired by your organization?

		Response Percent	Response Total
No effect at all on their candidacy		1.7%	7
1			
2		2%	8
3		7.9%	32
4		29.2%	118
Would significantly boost their candidacy		57.7%	233
5			
UNSURE		1.5%	6
Total Respondents			404
(skipped this question)			1

8. When compared to another job candidate who has a master degree in another area (Master in Economics, etc), how would having an MPA/MPP increase the likelihood of the MPA/MPP candidate being hired by your organization?

		Response Percent	Response Total
No effect at all on their candidacy		3.7%	15
1			
2		5.9%	24
3		15.3%	62
4		46.2%	187
Would significantly boost their candidacy		27.7%	112
5			
UNSURE		1.2%	5
Total Respondents			405
(skipped this question)			0

9. When compared to another job candidate who has an undergraduate degree only, by how much would having an MPA/MPP increase the salary for someone hired by your organization?

		Response Percent	Response Total
0%		9.4%	38
10%		17.6%	71
20%		32.5%	131
30%		11.7%	47
40%		6.7%	27
UNSURE		22.1%	89
Total Respondents			403
(skipped this question)			2

10. When compared to another job candidate who has a master degree in another area (Master in Economics, etc), by how much would having an MPA/MPP increase the salary for someone hired by your organization?

		Response Percent	Response Total
0%		28.6%	115
10%		28.4%	114
20%		11.2%	45
30%		5%	20
40%		1.5%	6
UNSURE		25.4%	102
Total Respondents			402
(skipped this question)			3

11. How would having an Executive (Mid-career) MPA/MPP Degree in addition to several years work experience affect a candidate's chance of being hired?

		Response Percent	Response Total
Less likely to be hired			
1		0%	0
2		0.2%	1
No difference			
3		4.2%	17
4		32.3%	130
More likely to be hired			
5		61.9%	249
















UNSURE	1.2%	5
Total Respondents		402
(skipped this question)		3

12. In thinking about your organization's management needs over the next five years, how would you evaluate the importance of each of the following types of management knowledge and skills:

	Not at all important	2	3	4	Extremely important	UNSURE	Response Total
	1				5		
a. Decision making/problem solving	0% (0)	0% (0)	0% (0)	18% (71)	82% (332)	0% (0)	403
b. Budgeting and financial management	0% (0)	0% (1)	3% (13)	29% (119)	67% (271)	0% (0)	404
c. Staff supervision/personnel management	0% (0)	0% (2)	5% (22)	39% (158)	55% (221)	0% (0)	403
d. Performance measure management	1% (3)	5% (19)	34% (136)	39% (159)	21% (85)	0% (1)	403
e. E-governance applications/solutions	1% (3)	7% (27)	35% (140)	42% (169)	16% (64)	0% (0)	403
f. Information technology	0% (0)	4% (16)	24% (97)	51% (205)	20% (82)	0% (0)	400
g. Communication skills	0% (0)	0% (0)	2% (9)	21% (84)	77% (309)	0% (0)	402
h. Policy analysis	1% (3)	4% (17)	23% (92)	47% (190)	25% (102)	0% (0)	404
i. Media/public relations	0% (2)	6% (23)	23% (94)	53% (215)	17% (70)	0% (0)	404
j. Statistical analysis	2% (9)	12% (48)	44% (174)	34% (137)	8% (31)	0% (0)	399
k. Strategic planning	0% (1)	1% (3)	13% (51)	48% (192)	38% (153)	0% (1)	401
l. Leadership	0% (0)	0% (0)	3% (13)	25% (99)	72% (289)	0% (2)	403
m. Negotiation	0% (1)	3% (11)	18% (71)	49% (196)	30% (123)	0% (2)	404
n. Marketing	2% (9)	12% (49)	42% (167)	35% (141)	8% (34)	0% (1)	401
o. Teamwork	0% (0)	0% (2)	2% (10)	26% (106)	71% (285)	0% (0)	403

Total Respondents	403
(skipped this question)	1

13. After looking over the following list, please check the three most important skills to your organization:









		Response Percent	Response Total
a. Decision making/problem solving		78%	315
b. Budgeting and financial management		42.8%	173
c. Staff supervision/personnel management		31.4%	127
d. Performance measure management		6.9%	28
e. E-governance applications/solutions		2.2%	9
f. Information technology		2.7%	11
g. Communication skills		40.8%	165
h. Policy analysis		3.7%	15
i. Media/public relations		2.7%	11
j. Statistical analysis		0.7%	3
k. Strategic planning		14.9%	60
l. Leadership		41.1%	166
m. Negotiation		3.2%	13
n. Marketing		0.5%	2
o. Teamwork		29%	117
Total Respondents			404
(skipped this question)			0

14. Again, looking ahead to the next five years, how would you evaluate the importance of each of the following types of public service knowledge and skills to your organization:

	Not at all important	2	3	4	Extremely important	UNSURE	Response Total
	1				5		
a. Ethics and integrity	0% (0)	0% (1)	2% (10)	15% (60)	82% (332)	0% (0)	403

b. Political/legal institutions	1% (3)	5% (22)	34% (137)	49% (195)	10% (41)	1% (3)	401
c. Political-policy interactions	1% (5)	6% (23)	29% (116)	48% (194)	15% (61)	0% (1)	400
d. Openness to citizen participation and involvement	0% (0)	1% (3)	5% (20)	43% (171)	52% (208)	0% (0)	402
e. Intergovernmental relations	0% (0)	3% (11)	16% (62)	49% (197)	32% (130)	0% (0)	400
f. Economic/community development	0% (2)	3% (12)	14% (57)	42% (169)	40% (162)	0% (0)	402
g. Program evaluation and accountability	0% (0)	3% (12)	24% (97)	48% (195)	25% (99)	0% (0)	403
h. Public budgetary processes	0% (0)	1% (3)	14% (57)	50% (203)	34% (138)	0% (1)	402
i. Public private partnerships	0% (2)	4% (18)	25% (102)	48% (191)	22% (88)	0% (0)	401
j. Organization and group behavior	0% (1)	3% (13)	22% (87)	48% (191)	27% (109)	0% (0)	401
Total Respondents							404
(skipped this question)							0

15. After looking over the following list, please check the three most important public service knowledge and skills:

		Response Percent	Response Total
a. Ethics and integrity		78.7%	317
b. Political/legal institutions		5.2%	21
c. Political-policy interactions		18.1%	73
d. Openness to citizen participation and involvement		52.1%	210
e. Intergovernmental relations		20.1%	81
f. Economic/community development		34.5%	139
g. Program evaluation and accountability		23.6%	95
h. Public budgetary processes		31.5%	127

i. Public private partnerships		10.4%	42
j. Organization and group behavior		26.1%	105
Total Respondents			403
(skipped this question)			1




16. Below are several descriptions for a hiring situation. Which of these best describes your hiring process?



		Response Percent	Response Total
a. The specific hiring unit or department handles recruitment and selection		38.1%	153
b. Human Resources handles recruitment and initial selection and refers qualified applicants to hiring unit		48.8%	196
c. Recruitment and initial selection is outsourced and qualified applicants are referred back to the hiring unit		1.2%	5
Other (please specify)		14.4%	58
Total Respondents			402
(skipped this question)			2

17. What is the population of your city or county?

		Response Percent	Response Total
2,500-4,999		16.2%	65
5,000-9,999		19.7%	79
10,000-24,999		24.9%	100
25,000-49,999		17.7%	71
50,000-99,999		10.2%	41
100,000-249,999		6.7%	27
250,000-499,999		2.7%	11
500,000-1,000,000		0.5%	2
Over 1,000,000		1.2%	5

Total Respondents	401
(skipped this question)	4

18. What is your form of government?			
		Response Percent	Response Total
Mayor-council		14.9%	60
Council-Manager		70.5%	285
Other (please specify)		14.6%	59
Total Respondents			404
(skipped this question)			1

19. Which better describes the organization for which you work?			
		Response Percent	Response Total
City		92%	369
County		8%	32
Total Respondents			401
(skipped this question)			4

20. And in what state is your city or county located? (Please use two letter postal distinction)	
Total Respondents	404
(skipped this question)	0